


Remote learning Year 2

Thursday 4th March


Emotional Check-in

Emotional Check-In. Can you check in with a family member and discuss how you are feeling? You might feel worried, sad, happy, excited or tired. It is important to check in with your well-being before starting a new day of home learning.



Reading – share a book. Either the child reads to the adult or the adult reads to the child.

Complete the book review on the following page. If you are unable to print, you could complete this task straight into your Home Learning Book.



9:00 – 9:15 Log onto TEAMS

Live Registration with your class teacher.

Please log into your Cropredy, Wroxton or Hanwell class file to see Mrs Barratt, Mr Lane or Miss Richardson.

Author: _____

Title: _____

What was the story about?

Who were the characters?

What did you like about the book?

Draw your favourite picture from the book.

Your rating: ____ / 10



English Live Lesson

9:30am-10:00am



Today is world book day. Please bring along your favourite book and be ready to tell us what you like about it.

Log in through Microsoft Teams. Go to the 'Teams' icon, find your class tile, select today's English Lesson and click 'join now' once the lesson has started.

On your bookmarks, get set, draw!

Design a National Book Token competition 2021

You, your children and your school could win HUNDREDS of pounds worth of books with our fantastic National Book Tokens **DESIGN A BOOK TOKEN** competition.

One lucky winner's design will be made into a real life National Book Tokens gift card, to be distributed across bookshops nationwide in time for Christmas! And there are National Book Tokens galore to be won too – just imagine all those beautiful new books for your school's bookshelves.

It's a great home-school activity to set so encourage your pupils to take part. They simply have to make their mark on the template and design a brand new National Book Tokens gift card.

A panel of judges will select a winner and runner-up in each of three age categories: **up to 8 years, 9-12 years and 13-16 years.**

NATIONAL
BOOK
tokens



**2020's
winner**

by Samia,
aged 10

**2019's
winner**

by Molly,
aged 14

FIRST PRIZE

in each age range wins:

- £250 National Book Tokens for the school
- £100 National Book Tokens for the pupil
- £100 National Book Tokens for the teacher

SECOND PRIZE

in each age range wins:

- £150 National Book Tokens for the school
- £50 National Book Tokens for the pupil
- £50 National Book Tokens for the teacher



Tips for creating your design ...

Imagine your new gift card is in a shop with lots of others – what will make it stand out? How can you make your design really book-y?

How to enter:

All entries should be produced on **A4 paper** using the **template** at the web link below. Please ensure you provide the child's name and age, and your contact details, on the second page of the form.

The closing date for entries is **Friday 2 April 2021**.
Winners will be announced in May 2021.

FIND OUT MORE, download an entry form and see terms & conditions to enter at worldbookday.com/competitions/design-a-national-book-token-2021/

10:30 World Book Day Special

Please note this is replacing our usual 11:00am Live Lesson

Brining Reading to life!


<https://www.worldbookday.com/event/words-pictures-bringing-reading-to-life/>



After the lesson:

Reading Comprehension CPG Books

Complete a reading comprehension task from your CPG Books.



Remember to read the text carefully. You may need an adult to help you with this. Look for the answers to the questions in the text you have just read. You can underline the answers in the text you have read.

[illegible]

World Book day Fun!

Choose an activity you'd like to do for World Book day from below.

World Book Day Book Scavenger Hunt

You will need lots of books for this activity! You can play at school, at home, or in a library. Find each of the items from the list below in the books you have. Use the table to record the book you found the item in, the page number, and whether it was a picture or a word, or both. How many can you find?

Item	Book in which it was found	Page number	Word, picture or both?
Witch			
Elephant			
Porridge			
Duck			
Train			
Teddy Bear			
Bus			
Frog			
King			
A character shouting			
A happy ending			
A surprise			
A moral or a lesson which can be learned			
Something made up			
A mystery			


Sharing a Story

Draw yourself and the person you most like to share a story with.

Which book are you sharing? Can you decorate the book cover?



World



Day!


twinkl.com

World
Book Day



twinkl.com

World
Book Day



twinkl.com

World
Book Day



twinkl.com

World Book Day

o t s w w o r l d e y j
f s q u q s w v u a r q
b e j h e s f p d d p y
o i b x l e a j z l e i
o w z b d t v a y t a o
k o a b r t o u z b s b
t r d j e i u t v o n b
o d e s s n r h t o v a
k s b k s g i o f k x i
e i l l u s t r a t o r
n t m k p r e a d i n g
b c h a r a c t e r x z

world
book
day
author

illustrator
reading
character
setting

book token
dress up
favourite
words

Cornerstones Topic - Science


How to Grow a Rainbow Science Experiment

Did you know that you can grow your own rainbow?

You will need a scientific process called the **capillary action**. This action happens when a liquid moves up through a hollow tube or into a spongy, solid material. It happens when three forces work together: **cohesion**, **adhesion** and **surface tension**.

Water molecules like to stick to each other - this is called **cohesion**. They also like to stick to solids in a process called **adhesion**.

In this experiment, you are going to use kitchen roll. The fibres in kitchen roll have lots of little holes. Water is **absorbed** through the kitchen roll because when the first water molecule **adheres** to it and begins to move upward, it pulls the next water molecule up with it, like a chain.



Words To Learn:

- capillary action
- adhesion
- cohesion
- absorbed

You will need:


- Kitchen roll/paper towel
- Felt-tip pens
- Two small bowls of water
- Paperclip
- Thread

2:00pm – 2:20pm

Live Key Stage One Story time

Log onto TEAMS for a Live story with Mrs Barratt, Mr lane or Miss Richardson.

Please go to the KS1 Tile (not your class file)



Reading - enjoy a story at the end of the day. Why not listen to a story on CBeebies:

<https://www.bbc.co.uk/cbeebies/stories?page=2>

Well done for a super day of home learning!



Let's play . . .

Free flow activities to end at home:



Summer Crafts	Water Play	Nature Activities	Cardboard Box
Spray Paint Silhouette Art <input type="checkbox"/>	Bubble Bath <input type="checkbox"/>	Nature Art <input type="checkbox"/>	Make Mini Crazy Golf <input type="checkbox"/>
Paper Spinner <input type="checkbox"/>	Ice Play <input type="checkbox"/>	Make a Nature Mandala <input type="checkbox"/>	Make a Car <input type="checkbox"/>
Bubble Painting <input type="checkbox"/>	Water Balloon/Pistol Fight! <input type="checkbox"/>	Seed Starter <input type="checkbox"/>	Make an Aquarium <input type="checkbox"/>
Edible Jewellery <input type="checkbox"/>	Paint the Fence with Water <input type="checkbox"/>	Make a Nature Crown <input type="checkbox"/>	Make a Dolls House <input type="checkbox"/>
Butterfly Suncatcher <input type="checkbox"/>	Outdoor Kitchen Play <input type="checkbox"/>	Fairy Den <input type="checkbox"/>	Make a Pizza Oven <input type="checkbox"/>
Garden Fun	Themed Days	Have a Picnic	Indoor Fun
Beach Ball Challenges <input type="checkbox"/>	Fairground Fun <input type="checkbox"/>	Fancy Dress Picnic <input type="checkbox"/>	Kim's Game <input type="checkbox"/>
Floor Chalk Games <input type="checkbox"/>	Sports Day <input type="checkbox"/>	Teddy Bears Picnic <input type="checkbox"/>	Scavenger Hunt <input type="checkbox"/>
Balloon Tennis <input type="checkbox"/>	Spa Day <input type="checkbox"/>	Colour Themed Picnic <input type="checkbox"/>	Origami <input type="checkbox"/>
Fly a Kite <input type="checkbox"/>	Bake Off <input type="checkbox"/>	Breakfast Picnic <input type="checkbox"/>	Hair Braiding/Plaiting <input type="checkbox"/>
Camp in the Garden <input type="checkbox"/>	Memory Maker <input type="checkbox"/>	Black Tie Picnic <input type="checkbox"/>	Guess the Drawing <input type="checkbox"/>
Summer food	Out in York	 <p>I completed <input type="checkbox"/> activities</p> <p>We hope you enjoy trying some of these ideas. If you share any photos don't forget to tag them #yorkmumblerssummerfun so we can see & share them too!</p> <p> york.mumbler.co.uk</p>	
Yoghurt Ice Lollies <input type="checkbox"/>	Feed the Ducks <input type="checkbox"/>		
Rainbow Fruit Lollies <input type="checkbox"/>	Go for a Walk <input type="checkbox"/>		
Fruit Smoothies <input type="checkbox"/>	Visit a Park <input type="checkbox"/>		
Fun Fruit Shapes <input type="checkbox"/>	Enjoy an Ice Cream <input type="checkbox"/>		
Chocolate BBQ Bananas <input type="checkbox"/>	Complete a Trail <input type="checkbox"/>		

Lego Challenges

Build the tallest structure you can that has moving parts.	Make some Legos that you can wear.	Create a Lego piece that can float.	Use 2 x 2 bricks only to make your own creation.	Make your favorite movie character.	Build your own tools and even a box for them.	Copy a famous landmark.	Planets don't have to be round! Make a planet.
Create a birdhouse, birds are extra.	Design and build your own minifig playground.	Make letters for your name, initials or favorite word.	Build your favorite ocean creature.	Design a type of "aircraft," something that would fly.	Fill two cups of random sized bricks and see what you can build with them.	Create a monster-scary or funny, or goofy.	Arrgh! Any pirate related item goes.
Make a marble maze.	Go mono-chromatic! Use just one color of bricks.	Be yourself! Make a self-portrait.	Pick out 30 bricks only and build away!	Make your favorite beverage (glass of milk? lemonade?)	Dinosaurs or dragons, take your pick.	Recreate your favorite movie scene.	Make your favorite animal.
Be an inventor and make your own invention.	Create your own "board game" with playing pieces.	Have your minifigs cross a bridge that you make.	Vroom! Build a vehicle you can race with a friend.	Choo choo! Make a train with tracks.	Show state pride. Make a symbol from your state.	Make a character from your favorite book.	Design and build a flag for your own country.