

Tuesday 23rd February



Emotional Check-in

Emotional Check-In. Can you check in with a family member and discuss how you are feeling? You might feel worried, sad, happy, excited or tired. It is important to check in with your well-being before starting a new day of home learning.

ERIC

Do not forget to record in your reading diary this morning. Can you use your reading diary prompts on the back page to make sure you write a detailed response? Audio books are also a great way to listen to stories!



Maths - Hotch Potch

Complete and then check answers in the HP feedback video.

1. $738 + 247 =$

2. $9 \times 8 =$

3. Write the number 926 in words

4. $354 + \square = 754$

5. $28 \div \square = 4$

6. Order these numbers from smallest to largest:

562 265 256 652 526

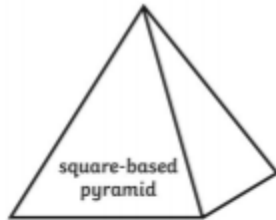
7. $5/6$ of 30 =

8. $4312 - 2492 =$

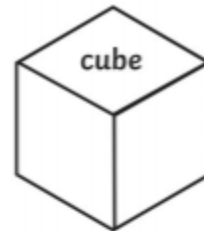
Maths- Shape

Live Lesson at 9.15am in Bloxham group

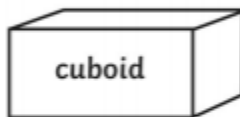
Complete the HP and then join me at 9.15. We will be revising the features and language of 3D shapes today. After the session, you can complete the sheet below or write out the answers in your book.



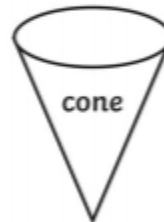
edges _____
faces/surfaces _____
vertices _____



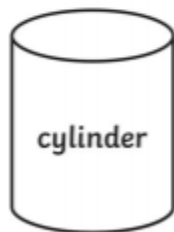
edges _____
faces/surfaces _____
vertices _____



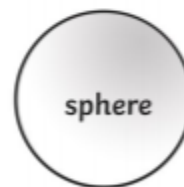
edges _____
faces/surfaces _____
vertices _____



edges _____
faces/surfaces _____
vertices _____



edges _____
faces/surfaces _____
vertices _____



edges _____
faces/surfaces _____
vertices _____

Spelling

Today's spelling activity is 'on the other hand.' Write each word three time, swapping hands each time so you write with both your left and right hand.

Say the word as you spell it.


You need to make sure that you have spelt each word correctly when you are writing them out.

Grammar – Proper Nouns/English - Idioms

Live Lesson at 10.50am in Bloxham group

Grammar:

Sort the nouns into the correct boxes.

Common Nouns	Proper Nouns
	

Sydney Harbour Bridge	dog	building bricks	pencil
September	zoo	Melbourne	kangaroo
table	holiday	Friday	Ned Kelly
school	Great Barrier Reef	Australia	week
Uluru	Jupiter	teacher	footballer
winter	Captain Cook	library	Ishan

English:

In today's live lesson, we will be exploring idioms. We will be using the text on the next page and will also use it in Blended Reading this week. Having a copy of the text in front of you will be extremely useful today.

Our visit from the dentist

An idiom is a commonly used expression that is not meant literally. For example, 'spill the beans' means tell secrets, and 'raining cats and dogs' means raining heavily. Can you identify all of the idioms used in this story?

Today, a dentist came into school to talk to us about teeth. After what happened, I think my teacher (Mrs Frost) will have second thoughts about inviting her back.

Doctor Green set her leather bag down at the front of the classroom and smiled, showing brilliant white teeth. We were so excited to see her that we were all ears. "Good morning class. You certainly look bright-eyed and bushy-tailed today!" she said cheerily.

I kept looking at the leather bag, imagining the sharp tools and tiny mirrors that might be inside. Instead, she took out a box that looked like medicine. "Have you ever wondered how clean your teeth are?" asked Doctor Green. "It's a piece of cake to find out, although you shouldn't eat too much cake if you want to keep your teeth healthy!"

Doctor Green opened the box and popped a pink tablet out of one of the silver packets that were inside. "All you need to do is chew one of these tablets and then rinse your mouth out with water. If there is any plaque on your teeth, it will turn pink."

I was starting to get cold feet. Did I brush my teeth today? I knew I'd be in hot water with my mum if I'd forgotten. If the worst comes to the worst, I thought, I'll have to face the music.

Mrs Frost split us into pairs and gave each of us a tablet. "Don't worry!" she said. "We're all in the same boat. I'll try it too."

Doctor Green smiled encouragingly as we chewed the tablets. After rinsing our mouths with our water bottles, we showed our teeth to a friend.

My friend Ellie grinned at me and there were tiny pink marks around her gums. "Your teeth are as clean as a whistle!" I said. "How about mine?" "Perfect!" she said. "I love these tablets – they're the best thing since sliced bread."

"Oh no!" Mrs Frost said from the front of the room. She was looking into a small mirror. I could see that her teeth were bright pink!

"Look at Mrs Frost," I whispered to Ellie, who was trying to stifle a giggle. "I don't think she's tickled pink about that!"

Blended Reading

Choose one or two of the idioms from this morning's text and write/illustrate it to help explain it. For example - cold feet:



Topic/Science

For our lessons today, we will be learning about teeth! Learn the name of the different types of teeth in the first video and complete the tasks below or draw your own diagram - you will need a mirror to look in your own mouth or a willing parent or sibling's mouth to look in! Then watch the other videos and watch out for tips on good oral hygiene. You will need these ideas for your writing task in English lessons this week.

<https://www.bbc.co.uk/bitesize/topics/z27kng8/articles/zsp76yc>

<https://www.bbc.co.uk/programmes/p03cnjj3>

https://www.youtube.com/watch?v=hDZXSMU2IAk&feature=emb_logo

Look at your partner's teeth. Use the diagram below to show what teeth they have. Cross out any missing teeth. If you recognise any milk (baby) teeth, write 'M' on them. If you recognise any adult teeth, write 'A' on them. Then, label incisors, canines, premolars and molars.



Match each tooth type to its function:

- Incisor
- Canine
- Premolar
- Molar
- Wisdom Teeth

- No function
- Biting and cutting food
- Holding and crushing food
- Ripping and tearing food
- Chewing and grinding food