



# Remote learning Year 2




**Monday 1<sup>st</sup> March**

**Emotional Check-in**

***Term 4 Movers and Shakers***

This project teaches us all about historically significant people who have had a major impact on the world. We will learn to use timelines, stories and historical sources to find out about the people featured and use historical models to explore their significance.

Emotional Check-In. Can you check in with a family member and discuss how you are feeling? You might feel worried, sad, happy, excited or tired. It is important to check in with your well-being before starting a new day of home learning.



Reading – share a book. Either the child reads to the adult or the adult reads to the child. Talk about the book. What did you like? What did you not like? Can you write a book review about your book? If you are unable to print, you can complete this task straight into your Home Learning Books.

**9:00 – 9:15 Log onto TEAMS**

**Live Registration with your class teacher.**

**Please log into your Cropredy, Wroxton or Hanwell class file to see Mrs Barratt, Mr Lane or Miss Richardson.**

What is the setting?



Who is the main character?

What happens first?

What happens next?



What happens last?

# English Live Lessons 9:30am – 10:00am

## All about Pirates!



Log in through Microsoft Teams. Go to the 'Teams' icon, find the 'Year 2' tile, select today's English Lesson and click 'join now' once the lesson has started.

Today, we will read through the story together on the screen. We have also sent the story as a PowerPoint should you wish to re-read it at home.

After the lesson why don't you imagine you are a pirate. What would you do? Where would you go? What would you look like? What would your pirate name be? Can you talk pirate?

Why not create your own pirate adventure story? Think about your characters and where they will travel to. Will they find treasure?



**If I were a pirate...**



---

---

---

---

---

---

---

---



---

---

# Maths Live Lesson 11:00am – 11:30am

Today we will learning our two, five and ten times tables. Why not have a practise before our lesson.

After the session, choose the next page from your CPG 10-minute weekly work out maths book. These were delivered to your house with you packs. Don't forget to get your numbers the right way around. Use your number square to help you.

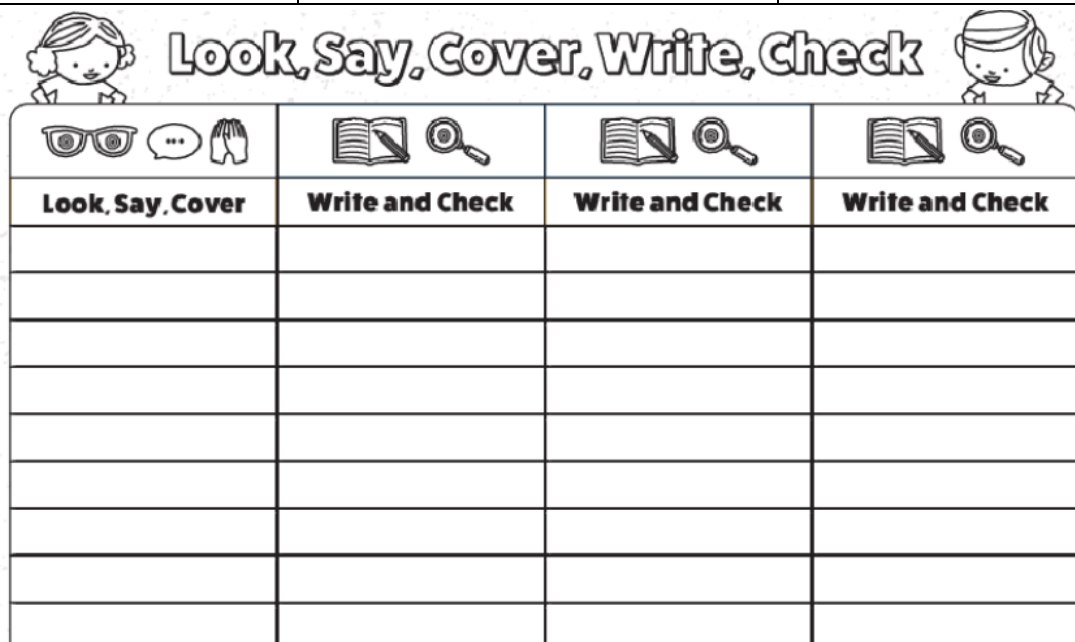


## Karate Cats – Maths

[Play Karate Cats Maths Game For Kids | Free Online Maths Games - BBC Bitesize](#)



The elite team of **Karate Cats** have completed their training and are now competing to be **maths** champions! Join them and earn the bronze, silver and gold cups in loads of **maths** topics. Have fun!



## Art/DT

Let's learn about the work of Kandinsky. Share the powerpoint which is in the Year1 or Year 2 section of the website.

Can you create your own Kandinsky circle painting?



### Kandinsky Circle Painting



You will need...



A3 painting template



Paint in lots of colours



Brushes



Water



A rag

1. Experiment with mixing colours together. Use white to make them lighter, and black to make them darker. Practise until you have lots of colours that you like.
2. In each square of your template, paint a dot. Use a different colour for each one.
3. Remember: Swish, wipe and blot!
4. Round each dot, paint a circle in a different colour.
5. Round each circle, paint an even bigger circle in a new colour.
6. Finally, fill in any white space you have left in each square in another colour.



Today is St David's Day. Why not read the PowerPoint on our website and complete the wordsearch?

# St David's Day

a	d	f	s	w	h	d	w	a
r	a	e	t	b	a	l	y	n
c	f	k	d	l	m	l	l	f
h	f	p	a	r	a	d	e	r
o	o	f	v	o	l	p	e	s
i	d	t	i	p	d	y	k	o
r	i	i	d	r	e	s	s	p
a	l	h	c	a	w	l	n	l
t	r	a	d	i	t	i	o	n

St David  
daffodil  
leek

tradition  
parade  
dress

cawl  
Wales  
choir



**Reading** - enjoy a story at the end of the day.

Well done for a super day of home learning!

**2:00pm – 2:20pm**

**Live Key Stage One Story time**

**Log onto TEAMS for a Live story with Mrs Barratt, Mr lane or Miss Richardson.**

**Please go to the KS1 Tile (not your class tile)**



**Let's play . . .**

Free flow activities to enjoy at home:

Summer Crafts	Water Play	Nature Activities	Cardboard Box
Spray Paint Silhouette Art <input type="checkbox"/>	Bubble Bath <input type="checkbox"/>	Nature Art <input type="checkbox"/>	Make Mini Crazy Golf <input type="checkbox"/>
Paper Spinner <input type="checkbox"/>	Ice Play <input type="checkbox"/>	Make a Nature Mandala <input type="checkbox"/>	Make a Car <input type="checkbox"/>
Bubble Painting <input type="checkbox"/>	Water Balloon/Pistol Fight! <input type="checkbox"/>	Seed Starter <input type="checkbox"/>	Make an Aquarium <input type="checkbox"/>
Edible Jewellery <input type="checkbox"/>	Paint the Fence with Water <input type="checkbox"/>	Make a Nature Crown <input type="checkbox"/>	Make a Dolls House <input type="checkbox"/>
Butterfly Suncatcher <input type="checkbox"/>	Outdoor Kitchen Play <input type="checkbox"/>	Fairy Den <input type="checkbox"/>	Make a Pizza Oven <input type="checkbox"/>

Garden Fun	Themed Days	Have a Picnic	Indoor Fun
Beach Ball Challenges <input type="checkbox"/>	Fairground Fun <input type="checkbox"/>	Fancy Dress Picnic <input type="checkbox"/>	Kim's Game <input type="checkbox"/>
Floor Chalk Games <input type="checkbox"/>	Sports Day <input type="checkbox"/>	Teddy Bears Picnic <input type="checkbox"/>	Scavenger Hunt <input type="checkbox"/>
Balloon Tennis <input type="checkbox"/>	Spa Day <input type="checkbox"/>	Colour Themed Picnic <input type="checkbox"/>	Origami <input type="checkbox"/>
Fly a Kite <input type="checkbox"/>	Bake Off <input type="checkbox"/>	Breakfast Picnic <input type="checkbox"/>	Hair Braiding/Plaiting <input type="checkbox"/>
Camp in the Garden <input type="checkbox"/>	Memory Maker <input type="checkbox"/>	Black Tie Picnic <input type="checkbox"/>	Guess the Drawing <input type="checkbox"/>

Summer food	Out in York
Yoghurt Ice Lollies <input type="checkbox"/>	Feed the Ducks <input type="checkbox"/>
Rainbow Fruit Lollies <input type="checkbox"/>	Go for a Walk <input type="checkbox"/>
Fruit Smoothies <input type="checkbox"/>	Visit a Park <input type="checkbox"/>
Fun Fruit Shapes <input type="checkbox"/>	Enjoy an Ice Cream <input type="checkbox"/>
Chocolate BBQ Bananas <input type="checkbox"/>	Complete a Trail <input type="checkbox"/>



I completed ☐ activities

We hope you enjoy trying some of these ideas. If you share any photos don't forget to tag them #yorkmumblerssummerfun so we can see & share them too!



york.mumbler.co.uk

# Lego Challenges

Build the tallest structure you can that has moving parts.	Make some Legos that you can wear.	Create a Lego piece that can float.	Use 2 x 2 bricks only to make your own creation.	Make your favorite movie character.	Build your own tools and even a box for them.	Copy a famous landmark.	Planets don't have to be round! Make a planet.
Create a birdhouse, birds are extra.	Design and build your own minifig playground.	Make letters for your name, initials or favorite word.	Build your favorite ocean creature.	Design a type of "aircraft," something that would fly.	Fill two cups of random sized bricks and see what you can build with them.	Create a monster-scarey or funny, or goofy.	Arrgh! Any pirate related item goes.
Make a marble maze.	Go monochromatic! Use just one color of bricks.	Be yourself! Make a self-portrait.	Pick out 30 bricks only and build away!	Make your favorite beverage (glass of milk? lemonade?)	Dinosaurs or dragons, take your pick.	Recreate your favorite movie scene.	Make your favorite animal.
Be an inventor and make your own invention.	Create your own "board game" with playing pieces.	Have your minifigs cross a bridge that you make.	Vroom! Build a vehicle you can race with a friend.	Choo choo! Make a train with tracks.	Show state pride. Make a symbol from your state.	Make a character from your favorite book.	Design and build a flag for your own country.

# 25 DAY READING CHALLENGE

[www.naturalbeachliving.com](http://www.naturalbeachliving.com)

Read under the covers

Read a book about horses

Read a book with no pictures

Read a mystery book

Read a book someone else chooses for you

Read a book to someone else

Read at the library

READ OUTSIDE

Whisper read

Read a biography or true story

Read a comic book

Read a magazine

Read in the car

Read poetry

Read in your pajamas

Read to your pet

Read while eating a meal or snack

Read a book with a girl main character

Read a book written before you were born

Read a book published this year

Read the first book of a series

Read a book with a boy main character

READ A BOOK ON DISPLAY AT THE STORE OR LIBRARY

Read a book that is your favorite color

REREAD YOUR FAVORITE BOOK