



Remote learning Year 2



Tuesday 2nd March

Emotional Check-in

Emotional Check-In. Can you check in with a family member and discuss how you are feeling? You might feel worried, sad, happy, excited or tired. It is important to check in with your well-being before starting a new day of home learning.



Reading – share a book. Either the child reads to the adult or the adult reads to the child. Can you talk about things in the book which relate to your experience? E.g. you have a dog, you have been to the park etc. Can you draw a picture and write a sentence about what your book reminds you of? You could use the format below of write straight into your Home Learning Book.

9:00 – 9:15 Log onto TEAMS


Live Registration with your class teacher.

Please log into your Cropredy, Wroxton or Hanwell class file to see Mrs Barratt, Mr Lane or Miss Richardson.

Can you choose a book and re-design the front cover? Make sure to include the characters and the setting.

Book Cover Design

Design a new cover for your favourite book.



English Live Lesson

9:30am – 10:00am

Grammar

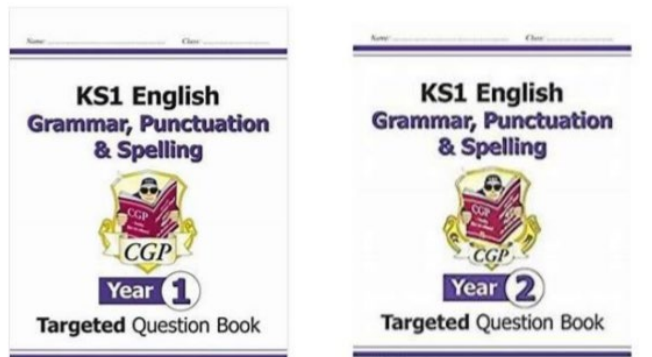
We will be learning about adverbs using - ly

Today we will complete the next page in your Grammar, Punctuation and Spelling Book.

(You may all be at different stages in the book and that is perfectly ok)

Remember to use a sharp pencil and your best handwriting.

Good luck!



[illegible]

Live Maths Lessons – Arithmetic

**Today we will be look at column addition with ‘funny writing’
(carrying the ten)**

11:00am – 11:30am

Hotch Potch
$32 + 4 =$
$45 + 3 =$
$59 + 5 =$
$29 + 6 =$
$78 + 6 =$
$45 + 6 =$
$34 + 7 =$

Log in through Microsoft Teams. Go to the ‘Teams’ icon, find the ‘Year 2’ tile, select today’s Maths Lesson and click ‘join now’ once the lesson has started.

Today, we will practise solving mathematical problems using our Shape, Measure and Arithmetic knowledge. After the live lesson, have a go and solving your own problems on the Maths Activity Mat 1. Remember to write out your answers in your home learning book if you cannot print.

**Please note: This is the first time we have visited this concept.
If you child is unable to carry the ten, please complete 2 or 3
digit column addition sums with no carrying.**

1.

$$\begin{array}{r} 8338 \\ + 1225 \\ \hline \end{array}$$

Below the horizontal line are four orange boxes for the answer, with a vertical line under the second box from the right.

3.

$$\begin{array}{r} 3258 \\ + 2114 \\ \hline \end{array}$$

Below the horizontal line are four orange boxes for the answer, with a vertical line under the second box from the right.

2.

$$\begin{array}{r} 4657 \\ + 1214 \\ \hline \end{array}$$

Below the horizontal line are four orange boxes for the answer, with a vertical line under the second box from the right.

4.

$$\begin{array}{r} 3378 \\ + 1513 \\ \hline \end{array}$$

Below the horizontal line are four orange boxes for the answer, with a vertical line under the second box from the right.

5.

$$\begin{array}{r} 2457 \\ + 1335 \\ \hline \end{array}$$

Below the horizontal line are four orange boxes for the answer, with a vertical line under the second box from the right.

7.

$$\begin{array}{r} 2356 \\ + 1225 \\ \hline \end{array}$$

Below the horizontal line are four orange boxes for the answer, with a vertical line under the second box from the right.

6.

$$\begin{array}{r} 3467 \\ + 1218 \\ \hline \end{array}$$

Below the horizontal line are four orange boxes for the answer, with a vertical line under the second box from the right.

8.

$$\begin{array}{r} 2457 \\ + 1314 \\ \hline \end{array}$$

Below the horizontal line are four orange boxes for the answer, with a vertical line under the second box from the right.

Computing

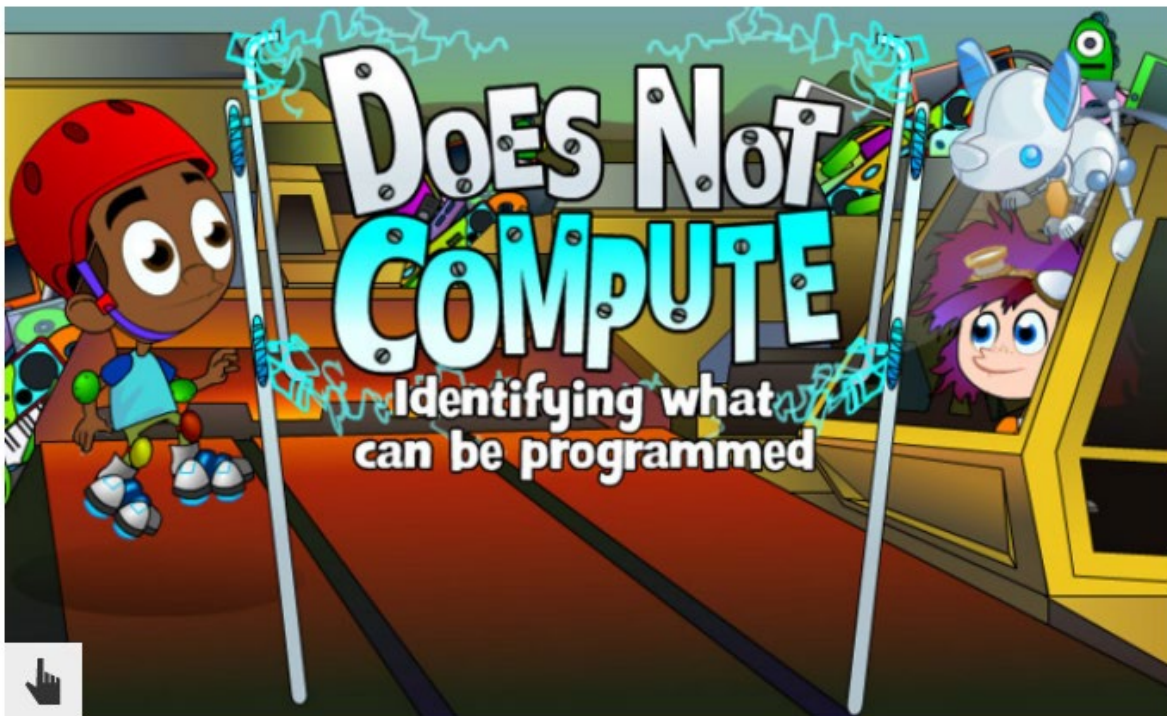
What is a coding?



Watch this video and find out about coding are:

[What is code? - BBC Bitesize](#)

After the video, help Crash and Boot and their robot Dogg-I find things that can be programed with a code. Try and beat the clock and collect as many as possible!



2:00pm – 2:20pm

Live Key Stage One Story time

Log onto TEAMS for a Live story with Mrs Barratt, Mr lane or Miss Richardson.

Please go to the KS1 Tile (not your class tile)

Reading - enjoy a story at the end of the day. Why not listen to a story on CBeebies:

<https://www.bbc.co.uk/cbeebies/stories?page=2>




Well done for a super day of home learning!



Let's play . . .

Free flow activities to enjoy at home:



Summer Crafts	Water Play	Nature Activities	Cardboard Box
Spray Paint Silhouette Art <input type="checkbox"/>	Bubble Bath <input type="checkbox"/>	Nature Art <input type="checkbox"/>	Make Mini Crazy Golf <input type="checkbox"/>
Paper Spinner <input type="checkbox"/>	Ice Play <input type="checkbox"/>	Make a Nature Mandala <input type="checkbox"/>	Make a Car <input type="checkbox"/>
Bubble Painting <input type="checkbox"/>	Water Balloon/Pistol Fight! <input type="checkbox"/>	Seed Starter <input type="checkbox"/>	Make an Aquarium <input type="checkbox"/>
Edible Jewellery <input type="checkbox"/>	Paint the Fence with Water <input type="checkbox"/>	Make a Nature Crown <input type="checkbox"/>	Make a Dolls House <input type="checkbox"/>
Butterfly Suncatcher <input type="checkbox"/>	Outdoor Kitchen Play <input type="checkbox"/>	Fairy Den <input type="checkbox"/>	Make a Pizza Oven <input type="checkbox"/>

Garden Fun	Themed Days	Have a Picnic	Indoor Fun
Beach Ball Challenges <input type="checkbox"/>	Fairground Fun <input type="checkbox"/>	Fancy Dress Picnic <input type="checkbox"/>	Kim's Game <input type="checkbox"/>
Floor Chalk Games <input type="checkbox"/>	Sports Day <input type="checkbox"/>	Teddy Bears Picnic <input type="checkbox"/>	Scavenger Hunt <input type="checkbox"/>
Balloon Tennis <input type="checkbox"/>	Spa Day <input type="checkbox"/>	Colour Themed Picnic <input type="checkbox"/>	Origami <input type="checkbox"/>
Fly a Kite <input type="checkbox"/>	Bake Off <input type="checkbox"/>	Breakfast Picnic <input type="checkbox"/>	Hair Braiding/Plaiting <input type="checkbox"/>
Camp in the Garden <input type="checkbox"/>	Memory Maker <input type="checkbox"/>	Black Tie Picnic <input type="checkbox"/>	Guess the Drawing <input type="checkbox"/>

Summer food	Out in York
Yoghurt Ice Lollies <input type="checkbox"/>	Feed the Ducks <input type="checkbox"/>
Rainbow Fruit Lollies <input type="checkbox"/>	Go for a Walk <input type="checkbox"/>
Fruit Smoothies <input type="checkbox"/>	Visit a Park <input type="checkbox"/>
Fun Fruit Shapes <input type="checkbox"/>	Enjoy an Ice Cream <input type="checkbox"/>
Chocolate BBQ Bananas <input type="checkbox"/>	Complete a Trail <input type="checkbox"/>



I completed ☐ activities

We hope you enjoy trying some of these ideas. If you share any photos don't forget to tag them [#yorkmumbler](https://www.facebook.com/yorkmumbler) so we can see & share them too!



yorkmumbler.co.uk

Lego Challenges

Build the tallest structure you can that has moving parts.	Make some Legos that you can wear.	Create a Lego piece that can float.	Use 2 x 2 bricks only to make your own creation.	Make your favorite movie character.	Build your own tools and even a box for them.	Copy a famous landmark.	Planets don't have to be round! Make a planet.
Create a birdhouse, birds are extra.	Design and build your own minifig playground.	Make letters for your name, initials or favorite word.	Build your favorite ocean creature.	Design a type of "aircraft," something that would fly.	Fill two cups of random sized bricks and see what you can build with them.	Create a monster-scary or funny, or goofy.	Arrgh! Any pirate related item goes.
Make a marble maze.	Go mono-chromatic! Use just one color of bricks.	Be yourself! Make a self-portrait.	Pick out 30 bricks only and build away!	Make your favorite beverage (glass of milk? lemonade?)	Dinosaurs or dragons, take your pick.	Recreate your favorite movie scene.	Make your favorite animal.
Be an inventor and make your own invention.	Create your own "board game" with playing pieces.	Have your minifigs cross a bridge that you make.	Vroom! Build a vehicle you can race with a friend.	Choo choo! Make a train with tracks.	Show state pride. Make a symbol from your state.	Make a character from your favorite book.	Design and build a flag for your own country.

