



# Remote learning Year 1




**Monday 22<sup>nd</sup> February**

## **Emotional Check-in**

### ***Term 4 Movers and Shakers***

This project teaches us all about historically significant people who have had a major impact on the world. We will learn to use timelines, stories and historical sources to find out about the people featured and use historical models to explore their significance.

Emotional Check-In. Can you check in with a family member and discuss how you are feeling? You might feel worried, sad, happy, excited or tired. It is important to check in with your well-being before starting a new day of home learning.



Reading – share a book. Either the child reads to the adult or the adult reads to the child. Talk about the book. What did you like? What did you not like? Can you write a book review about your book? If you are unable to print, you can complete this task straight into your Home Learning Books.

**9:00 – 9:15 Log onto TEAMS**

**Live Registration with your class teacher.**

**Please log into your Cropredy, Wroxton or Hanwell class file to see Mrs Barratt, Mr Lane or Miss Richardson.**

# My Book Review


Name: \_\_\_\_\_

Date: \_\_\_\_\_

Book Title: \_\_\_\_\_



How did you feel about this book?



Draw your favourite part of the book.



**English Live Lessons 9:30am – 10:00am**


## **Jake's first day!**



Log in through Microsoft Teams. Go to the 'Teams' icon, find the 'Year 2' file, select today's English Lesson and click 'join now' once the lesson has started.

Today, we will read through the story together on the screen. We have also sent the story as a PowerPoint should you wish to re-read it at home.



After the lesson why don't you draw a picture of your family all as pirates! Don't forget to include your pets if you have any. You can use the frame below to draw you picture in or draw it straight into your home learning books.



## Maths Live Lesson 11:00am – 11:30am

**Today we will be starting to share things into groups equally.**

After the session, choose the next page from your CPG 10-minute weekly work out maths book. These were delivered to your house with you packs. Don't forget to get your numbers the right way around. Use your number square to help you.



### Karate Cats – Maths

[Play Karate Cats Maths Game For Kids | Free Online Maths Games - BBC Bitesize](#)



The elite team of **Karate Cats** have completed their training and are now competing to be **maths** champions! Join them and earn the bronze, silver and gold cups in loads of **maths** topics. Have fun!

# Phonics

**See Parent Hub for Spellings and video for the week.**

Please follow the link below to watch pre-recorded videos for each of the letter sounds within set 1, set 2 and set 3 from our Read Write Inc programme.

Find the **sound** your child has been set for this week. This will be on the spelling sheet e.g 'ea'.

<https://www.youtube.com/watch?v=HiQQrpx7vk&list=PLKuMkw6z0qIDRIYH8ccP1LNcrJLzq2utQ>

The link provides a lesson on each of the sounds. The grid below shows which sounds your child has been learning. Just ask them which teacher they go to for Read Write Inc.

Set 1 sounds Lessons 1 – 7

Set 2 sounds lesson 1 – 12

Set 3 sounds lessons 1 – 19

After you have watched each session, why not write out your spellings using look, say, cover, write, check. You could challenge them to put it in a sentence.

You could have your own weekly spelling test.

Remember – we get a sweet treat when we get them all right.

Mr Lane's RWI group	Mrs Deegan RWI group	Mrs Grant RWI group
Set 2 sounds	Set 3 sounds	Set 3 sounds
Miss Richardson's RWI group	Mrs Barratt Get Spelling Group	
Set 3 sounds	Set 3 sounds	

[illegible]



## Art/DT

Lets design and make a pirate ship! You could use junk modelling, card, paper etc to make your ship. Try setting sail and see if your ship floats.



Or you could draw a pirate ship using the link below:

<https://www.youtube.com/watch?v=5FZLrWwcCNk>



**Reading** - enjoy a story at the end of the day.

Well done for a super day of home learning!

**2:00pm – 2:20pm**

**Live Key Stage One Story time**

**Log onto TEAMS for a Live story with Mrs Barratt, Mr lane or Miss Richardson.**

**Please go to the KS1 Tile (not your class tile)**



**Let's play . . .**

Free flow activities to enjoy at home:



# 50 FUN INDOOR ACTIVITIES FOR KIDS



1. Make Paper Aeroplanes
2. Do some Leaf Rubbings
3. Indoor Treasure Hunt
4. Hold a Sock Chase
5. Start A Family Orchestra
6. Play Board Games
7. Sing some Songs
8. Make a Home Cinema
9. Make Bird Treats
10. Crack Some Jokes
11. Play Cards
12. Bake Cookies
13. Create a Play
14. Make a Card or Write a Letter
15. Have Fun Colouring
16. Make a Magazine
17. Try out new Apps
18. Have Story Time
19. Have a Clear Out
20. Get Knitting
21. Have a Micro Treasure Hunt
22. Play Animal, Vegetable, Mineral
23. Play Fortunately, Unfortunately
24. Hold an Indoor Scavenger Hunt
25. Make a new Photo Album
26. Look at old Photo Albums
27. Play the Yes/No Game
28. Play Alphabet Chat
29. Make Homemade Pizza
30. Make Invisible Ink
31. Write in an Ancient Alphabet
32. Get Crafty
33. Go Camping Indoors
34. Have a Jigsaw afternoon
35. Set up a Racing Track
36. Make a Scarecrow
37. Do Pipe Cleaner Creations
38. Listen to a Podcast
39. Make Play Dough
40. Make a Volcano
41. Create a Favourite Song Playlist
42. Make a Collage
43. Have fun Painting
44. Make a Time Capsule
45. Play Ride 'Em Cowboy
46. Have an Indoor Picnic
47. Make a Letter Book
48. Go Paddling in the Kitchen
49. Play Grocery Shopping
50. Build a Den or Fort




# 30 Day



# Challenge

Follow the instructions for each day. The only rule is to have fun and use your imagination!

Day 5 You enter a contest to build the world's tallest tower. Will you win?	Day 6 You are stuck on Mars and need to build a new ship to get home.	Day 7 Ford hires you to create the toughest pick up truck in the world.	Day 1 You were hired by an amusement park to create a new roller coaster.	Day 2 NASA needs you to build a new rocket.	Day 3 Your parents want to build a new home and they want you to build it.	Day 4 Hollywood hires you to build a movie set for a new Star Wars movie.
Day 12 Dr. Who hires you to build a new TARDIS.	Day 13 You are asked by the President to build a new monument to George Washington.	Day 14 Mr. Hilton hires you to build a new hotel.	Day 15 There is a circus in town. Build a place for the performance.	Day 16 Help your fellow pioneers build a wagon to make it across the country.	Day 17 Build the fastest car around and join the big car race.	Day 18 Do you wanna build a snowman? Get in the winter mood and build a snow scene.
Day 19 The city wants you to build a bridge to connect one side of the town to the other.	Day 20 Pizza party! It is up to you to make a pizza for all the guests.	Day 21 You are hired to build a brand new hospital.	Day 22 The fence is broke and the dog keeps escaping. Build one he can't get out of.	Day 23 You are now in medieval times. You are commissioned to build a jousting arena.	Day 24 The local bank keeps getting robbed. Build a safe no one can crack.	Day 25 Design and build your dream bedroom.
Day 26 You are elected ruler. Build a flag for your land.	Day 27 Aliens are invading and you need to build a war robot to defeat them.	Day 28 The aliens have taken over. They are impressed by your robot. They want you build one for them.	Day 29 You are hired to build a house entirely out of yellow Legos.	Day 30 There is blizzard. You will need to build a snowmobile.		What was your favorite day?



More

# Non-screen activities you can do at home

Pobble

25  
more  
ideas!

What can you do when there's no school and you're stuck at home? Here are 25 fun ideas to choose from.

**1 Get doodling!**

Grab some paper and pens and doodle anything you like! Animals, aliens or something else.



**2 Create your own animal.**

Could you combine two of your favourites? What will you call it?



**3 Design and draw a new musical instrument.**

How would you play it and what will it sound like?



**4 Make up your own 5 minute exercise routine.**

What will you include?



**5 Can you make up your own jokes?**

Tell them to someone to make them laugh!



**6 Make some jewellery.**

Use anything you can find around the house. Strips of wrapping paper or rolled up magazines make great beads!

**7 Paper aeroplane challenge!**

Make a paper aeroplane and see how far you can fly it! Can you make a target and try to aim for it?

**8 Fingerprint art!**

Use only your fingertips and paint to create a picture.



**9 Make a bookmark to use when you're reading.**



**10 Make some wild art using sticks, leaves, flowers and anything else you can find outdoors.**



**11 Quick draw!**

Set a 1 minute timer, draw a quick doodle and see if the other person can guess what it is before the time is up.

**12 Write a silly sentence that includes all of these words... BANANA, CURTAIN, DOLPHIN, SNOW and BALLOON.**

Now think of your own words and write some more!

**13 How many different words can you make from the letters in this sentence?**

Keeping my brain busy is fun

**14 Ping pong story telling!**

Write the opening sentence to a story, then someone else writes the next line. Then it's your turn again! Keep alternating until you have a full story.

**15 Guess the character!**

Think of a character from a book, write it down so no-one can see. Have others ask you questions to try and guess which character you chose.

**16 Make a finger puppet!**

Use a paper cone to make a body, then attach a paper head.



**17 Describe the most disgusting meal EVER! What is in it? Spaghetti worms, toenails on toast or something else?**



**18 Create a comic strip about an animal who turns into a superhero.**

Which animal will you choose?



**19 Create a family kindness jar.**

Every time someone does something kind, write it down and put it in the jar. When the jar is full you all deserve a special treat!

**20 Find a fun place to sit and read a book.**

Under the bed? Up a tree? Where will you go?



**21 How many words can you think of that rhyme with WRITE?**



**22 Write a recipe for 'Springtime'.**

What will you include? Flowers? Sunshine? What else?

**23 Use your body to make the shape of a letter.**

How many more can you make? Can you make every letter in the alphabet?

**24 Play alphabet bingo!**

Can you spot an item in your home or garden that starts with the letter a,b,c and so on?



**25 Start a diary.**

Write a short entry every day about what you do and how you feel. It will be good to look back on when you're older.

Parents and teachers – please share your success stories with us on social media:

HeyPobble Pobble Education TeamPobble