

ParentHub


Our messaging and communication tool



How to download and set up ParentHub

1 Download the Parent Hub

It is available for download on Apple and Android phones and tablets. Just go to your app store and search for "Parent Hub". You're looking for an app icon that looks exactly like this...



2 Create an Account

When you open the app, you'll be welcomed with a screen inviting you to login or create an account. If you haven't registered yet, choose the latter. Next, create a profile which requires nothing more than your name. That's your account created!

3 Join The Grange School

Enter our School Handle: @GrangeCPS

Once your child has started in September, you will need to complete a few extra steps to ensure that you also receive **direct messages** for your child.


How to verify yourself / add you child on the app

To verify your identity when you follow The Grange School on the app, we use a simple 3-step check.

For this to work smoothly, please make sure that we have an up-to-date mobile number for you.

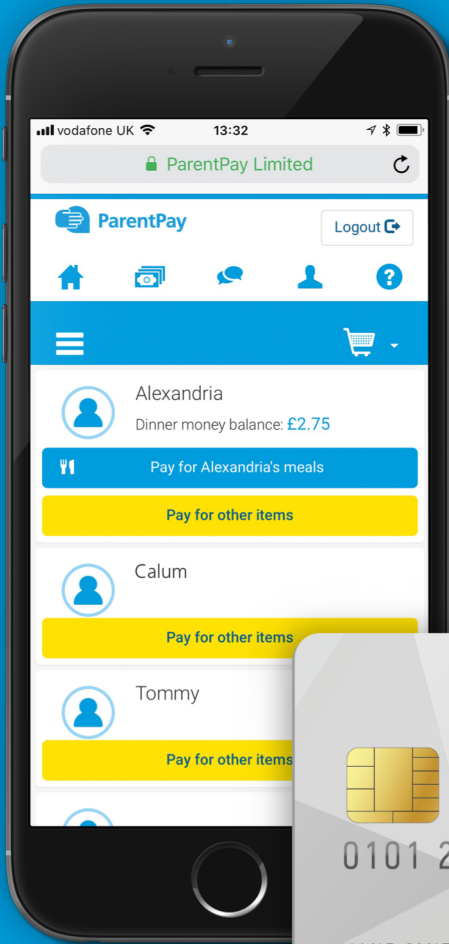
- **Step 1** – please enter your mobile number. If grandparents, aunts or uncles want to follow our school, they can skip these steps and just follow our channels. They won't get direct messages or attendance alerts, but they can still stay up to date.
- **Step 2** – you will receive a free text message with a 4-digit security code, just like when you do online banking, for example.
- **Step 3** – please enter your child's date of birth. If you have more than one child at our school, you can enter the date of birth of any of you children. Siblings will be linked by the system automatically.

If anything you enter doesn't match what we have got on record, you will be shown an error message asking you to contact us to resolve (please let us know which error code is showing when you call us).



ParentPay

COUNT ON US



PAY ONLINE FOR SCHOOL
DINNERS, TRIPS AND CLUBS
IT'S EASY, QUICK AND SAFE

WHY USE PARENTPAY...

● Convenient & transparent

- Paying online makes life easier for everyone!
- Saves our school time to focus on teaching

● Trusted

- ParentPay's been used by schools for over 15 years...
- Used by over 4 million parents across the UK

● Safe & Secure

- Removing cash from school helps keep pupils safe
- Your money is guaranteed to be spent on what it was intended for!

● Helps us to help your children

- Going cashless helps us focus on what's important - your children



WHAT HAPPENS NEXT...IT'S EASY

- **Step 1 - You'll get a letter from us about ParentPay.**
 - Includes information about how to activate your account
- **Step 2 - Activate your account.**
 - Use the codes in your letter and you will be able to pay for school dinners and other items straight away
- **Step 3 - Don't miss out!**
 - Don't forget to set up Alerts so you receive an email (free) or SMS text when your balance is low or there are new items to pay for



**USED IN
9,000
SCHOOLS
ACROSS
THE UK**